



Graphing Absolute Value Functions

Name: _____

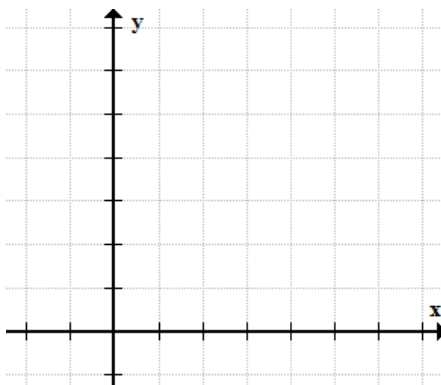
Date: _____

Score: _____

Direction: Graph the following Absolute Value Functions using table of values.

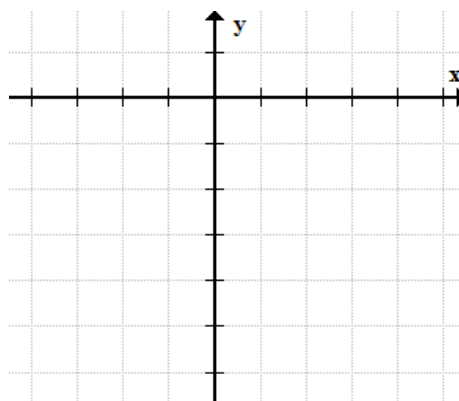
1) $y = |x - 3| + 3$

x							
y							



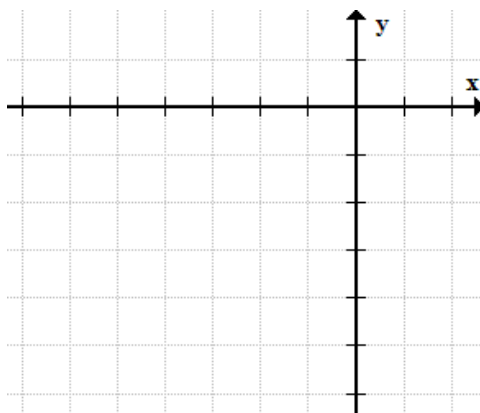
2) $y = -|x - 1| + 1$

x							
y							



3) $y = -2|x + 3| - 1$

x							
y							





Graphing Absolute Value Functions

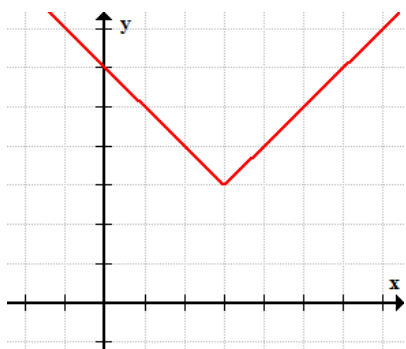
Name: _____

Date: _____

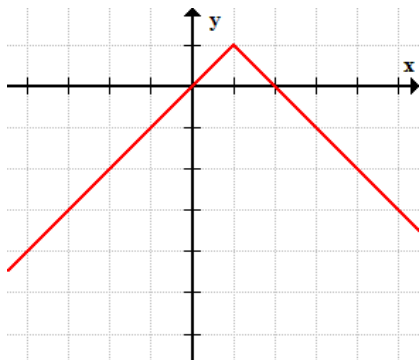
Score: _____

Direction: Graph the following Absolute Value Functions using table of values.

1) $y = |x - 3| + 3$



2) $y = -|x - 1| + 1$



3) $y = -2|x + 3| - 1$

